



**13 Ashford Close, Pontypridd, CF37 3AH**

**£179,995**

**\*\* Semi Detached Bungalow \*\* Quiet Cul De Sac \*\* 2/3 Bedrooms \*\* No Chain \*\***

Viewing recommended on this well presented bungalow situated minutes from local amenities, school, shops and a short drive to Pontypridd Town Centre.

Comprising entrance hall, large lounge, kitchen/breakfast room with oven & hob, sitting room/bedroom 3, two further bedrooms and bathroom.

There are good size gardens to the front and rear together with off road parking.

Benefitting from double glazing and gas combination central heating.

Offered with no onward chain. Recommended.

## Entrance Hall



Double glazed entrance door and side panel, radiator, laminated wood flooring, storage cupboard, cupboard housing gas combination boiler.

Lounge 20'0" x 13'0" (6.12 x 3.98)



Double glazed window to front, two radiators, coved ceiling, stone fireplace with fitted gas fire.

Kitchen/Breakfast Room 13'1" x 10'9" (3.99 x 3.28)



Fitted with a range of matching base and wall cupboards with tiled splash backs, stainless steel sink unit, gas cooker point, space for washing machine and tumble drier, breakfast bar, radiator, coved ceiling, tiled floor, double glazed window to side.

Sitting Room/Bedroom 3 9'10" x 7'0" (3.02 x 2.15)



Double glazed window to front, radiator, coved ceiling, laminated wood flooring.

Bedroom 1 13'5" x 9'3" (4.10 x 2.83)



Double glazed window to rear, radiator, coved ceiling, laminated wood flooring, range of fitted wardrobes and drawer units.

Bedroom 2 10'4" x 8'3" (3.16 x 2.53)



Double glazed window to rear, radiator, coved ceiling, laminated wood flooring, fitted wardrobes.

Bathroom/WC



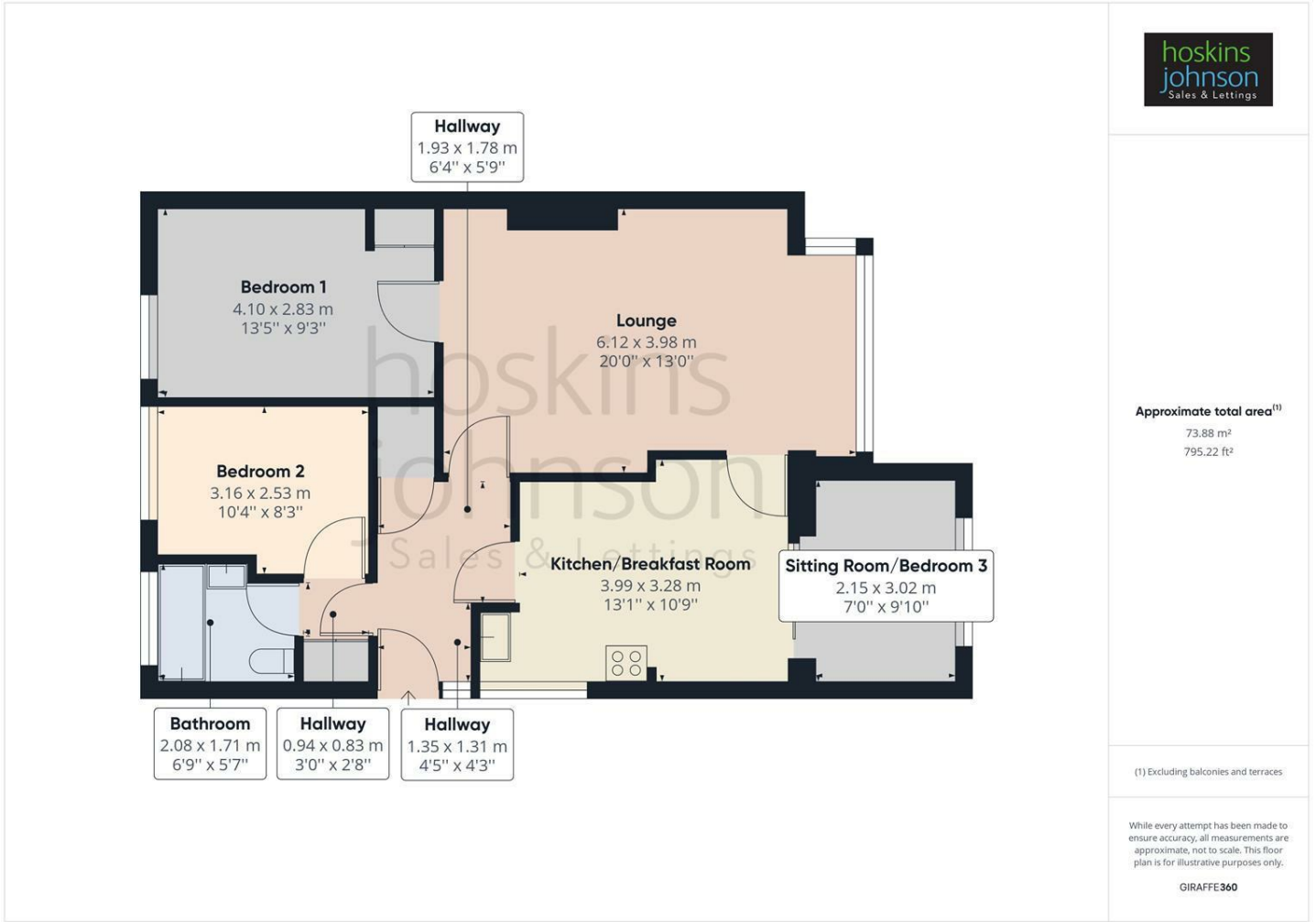
White three piece suite comprising panelled bath with electric shower, wc, wash hand basin, chrome heated towel rail, tiled walls and floor, coved ceiling, double glazed window to rear.

Outside




Paved and gravelled front garden with driveway providing off road parking. Paved and gravelled rear garden with storage shed with power & light.

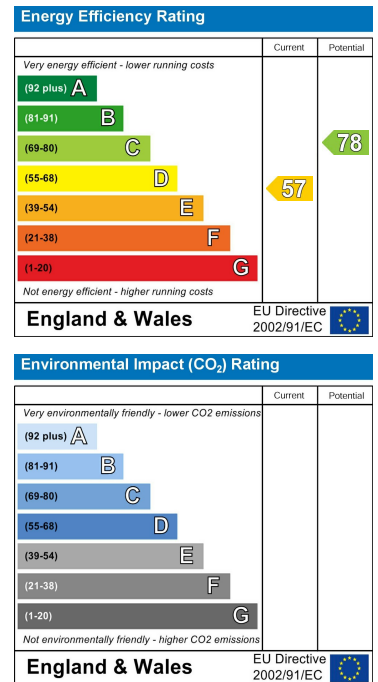
# Floor Plan



# Area Map



# Energy Efficiency Graph



These particulars, whilst believed to be accurate are set out as a general outline only for guidance and do not constitute any part of an offer or contract. Intending purchasers should not rely on them as statements of representation of fact, but must satisfy themselves by inspection or otherwise as to their accuracy. No person in this firm's employment has the authority to make or give any representation or warranty in respect of the property.

22 Market Street, Pontypridd, CF37 2ST

Tel: 01443 404093 Email: [pontypridd@hoskinsjohnson.co.uk](mailto:pontypridd@hoskinsjohnson.co.uk) [www.hoskinsjohnson.co.uk](http://www.hoskinsjohnson.co.uk)